



**CENTER OF INSTRUCTION ADMIRAL GRAÇA
ARANHA**

ACON - 2026

HANDOUT: WELCOME TO THE CLASS

Professor: Master Jander Barbosa dos Anjos

Contact Information: janderanjos38@gmail.com

1A

a Complete with *am, is, or are*.

- ✓ I am Mike.
- ✓ 1 We are from Manaus.
- ✓ 2 He is early.
- ✓ 3 They are teachers.
- ✗ 4 Today is Wednesday.
- ✓ 5 I am sorry.
- ✓ 6 It is a hotel.
- ✓ 7 You are in room 402.
- ✓ 8 She is a student.
- ✓ 9 My name is Carla.
- ✓ 10 I am in a taxi.

b Write the sentences with contractions.

- ✓ He is late.
- ✓ 1 It is Friday.
- ✓ 2 They are at school.
- ✓ 3 I am well.
- ✓ 4 You are in my class.

He's late.
IT'S FRIDAY
THEY'RE AT SCHOOL
I'M WELL
YOU'RE IN MY CLASS

c Write the sentences with a subject pronoun (*I, They, etc.*) and a contraction.

- Mike and Hannah are students. They're students.
- 1 John is in room 5. _____ in room 5.
 - 2 Sam and I are friends. _____ friends.
 - 3 Julia is a teacher. _____ a teacher.
 - 4 The school is in Oakland. _____ in Oakland.
 - 5 Nico and Fernanda are in my class. _____ in my class.

p.7

1B

a Write negative sentences.

- She's Australian. She isn't Australian.
- 1 I'm American. _____
 - 2 They're Brazilian. _____
 - 3 It's in South America. _____
 - 4 You're French. _____

b Make questions and short answers.

- / you American? Are you American? ✓ Yes, I am.
- 1 / I in room 10? _____ ✓ _____
- 2 / it Spanish? _____ ✗ _____
- 3 / they students? _____ ✗ _____
- 4 / he from Peru? _____ ✓ _____
- 5 / you Mike Bell? _____ ✗ _____

c Complete the conversation. Use contractions, e.g., 'm, 's, if possible.

- A Hi. I'm Mark.
- B Hello, Mark. My name ¹ _____ Maria.
- A ² _____ you Spanish, Maria?
- B No. I ³ _____ not. I ⁴ _____ from Mexico.
- A ⁵ _____ you from Mexico City?
- B No. I ⁶ _____ from Tijuana.
- A ⁷ _____ Tijuana near Mexico City?
- B No, it ⁸ _____. It ⁹ _____ north.
- A ¹⁰ _____ you in class 1?
- B No. I ¹¹ _____ in class 2.

p.9

1C

a Complete the sentences with a possessive adjective.

- My name's Gloria. I'm from Brazil.
- 1 The students are from Turkey. _____ names are Sabina and Ahmet.
 - 2 She's in my class. _____ name is Rebecca.
 - 3 We're in class 2. _____ teacher is Richard.
 - 4 New York City is famous for _____ yellow taxis.
 - 5 How do you spell _____ last name?
 - 6 This is my teacher. _____ name is John.
 - 7 I'm from London. _____ address is 31, Old Kent Road.
 - 8 Sit down and open _____ books, please.
 - 9 Laura is in my class. _____ desk is near the window.
 - 10 We're from Dallas. _____ last name is Walters.

b Circle the correct word.

- Mark and Eric are friends. They They're are in class 2.
- 1 She's a new student. She / Her name's Ipek.
 - 2 Is they / their teacher Canadian?
 - 3 My name's Soraya. I'm in you / your class.
 - 4 Is she / her Chinese?
 - 5 Peter is a teacher. He / His is from the United States.
 - 6 What's he / his name?
 - 7 Where are you / your friends from?
 - 8 We're French. We / Our names are Marc and Jacques.
 - 9 I'm Karen. / / My last name is White.
 - 10 She / Her is from Mexico City.

p.11

Hi, I'm Matt.
What's your name?

Sally. Nice
to meet you.

G verb be, subject pronouns: I, you, etc. V days of the week, numbers 0-20 P vowel sounds, word stress

1 LISTENING & SPEAKING

a 1.2 Look at the photo story and listen to the conversations. Match the names to people A-D.

Ben Carla Matt Sally

Prueba de la clase

b Listen again and fill in the blanks.

1 Teacher Hello, everybody. Welcome to the class.
I'm Carla. I'm your teacher.

2 Matt Hi, I'm Matt. What's your name _____?
Sally Sally.
Matt ² *CORRY* ?
Sally Sally!

3 Matt What's your phone ³ *NUMBER* ?
Sally It's 555-413-2456.

4 Ben ⁴ *Hi* , Matt.
Matt Hello. This is Sally. She's in my salsa class.
Ben Nice to meet you. My name's Ben.
Sally Nice to ⁵ *meet* you, too.
Matt Bye, Sally.
Sally Goodbye, Matt. Bye, Ben.

5 Ben Hi, Sally.
Sally Ben! Are you in the salsa class, too?
Ben Yes, I am. How are ⁶ *you* ?
Sally I'm very well, ⁷ *THANK* you. And you?
Ben ⁸ *FINE* , thanks. ... Great! You're my partner!
Sally Yes! See you later, Matt.

c 1.3 Listen and repeat the conversations. Copy the rhythm.

d Fill in the blanks with a word from the list.

Bye Fine Hi I'm... Thanks



Hello = *Hi* Thank you = *THANKS*
My name's... = *I'm* Goodbye = *BYE*
Very well = *FINE*

e Introduce yourself to other students.

Hello, I'm Antonio. What's your name?)

(Mia. Nice to meet you.

Nice to meet you, too.)



Formal
Informal

2 GRAMMAR verb be (+), subject pronouns

- a Complete the sentences with 'm, 's, or 're.
- I am Carla. = I'm Carla.
 - I am Matt. = I'm Matt.
 - My name is Ben. = My name 's Ben.
 - You are my partner. = You're my partner.
 - She is in my salsa class. = She 's in my salsa class.

b p.124 Grammar Bank 1A

- c 1.5 Listen and repeat the pronouns and contractions.

1) I, I'm (I, I'm

- d 1.6 Listen. Say the contraction.

1) I am (I'm

- e In pairs, try to remember the names in your class. Say He's / She's _____.

- f Stand up and speak to other students.

Hi, Mia. How are you? (I'm fine, thanks. And you? NOT BAD FINE, TOO OK, TOO

- d Write the words from c in the chart.

✗ food	✓ technology	☑ places
		airport

- e In pairs, write more words that you know in each column. How do you pronounce them?

4 VOCABULARY days of the week, numbers 0-20

- a 1.10 Look at the picture. Listen and fill in the blanks.



- b p.148 Vocabulary Bank Days and numbers Do Parts 1 and 2.

- c 1.14 Listen and say the next day or number.

) Monday Tuesday (Wednesday

- d Ask three students What's your phone number?

5 LISTENING & SPEAKING

- a 1.15 Listen. Where are they? Write 1-6 in the boxes.

airport	Gate number _____
1 sandwich shop	_____ dollars and _____ cents
hotel	Room _____
museum	Closed on _____
taxi	_____ Manchester Road
language school	Classes on _____ and _____ mornings

- b Listen again. Write a number or a day in each blank.

- c 1.16 Listen and respond.

-) Hello. Nice to meet you. (Nice to meet you, too.
-) What day is it today? (It's...

Go online to review the lesson

7

3 PRONUNCIATION vowel sounds, word stress

Vowel sounds

In American English, vowels (a, e, i, o, and u) and combinations of vowels (e.g., ea, ai) can be pronounced in different ways. Sometimes they are short sounds (e.g., it, well), but sometimes they are long sounds (e.g., e = he) or diphthongs (e.g., i = hi).

- a 1.7 Listen to the words and sounds. Then listen and repeat.

fish	tree	cat	egg	train	bike
it this in	he we meet	am thanks Sally	very well welcome	they name later	hi I bye

- b 1.8 Listen and write the words.

Word stress

Multisyllable words have one stressed syllable.
good|bye so|rry wel|come

- c 1.9 Listen and underline the stressed syllable in these words.

air|port com|puter e|mail ho|tel in|ter|net mu|se|um
pas|ta piz|za sallad sand|wich u|ni|ver|sity web|site






Classroom language

a Match the phrases and pictures.

ANLI + AUDIO

The teacher says

- 4 Open your books, please.
- 11 Go to page 84.
- 13 Do exercise a.
- 5 Read the text.
- 1 Look at the board.
- 12 Close the door.
- 2 Work in pairs (or groups).
- 10 Answer the questions.
- 9 Listen and repeat.
- 6 Stand up.
- 3 Sit down.
- 8 Turn off your phone.
- 7 Please stop talking!





b 1.33 Listen and check.

LISEN

Please




Use **please** at the beginning or end of a phrase to be polite.
Please come here. **OR** Come here, please.



c Match the phrases and pictures.

You say

- 11 Sorry, can you repeat that, please?
- 14 Sorry I'm late.
- 1 I don't understand.
- 1 Can I have a copy, please?
- 1 How do you spell it?
- 17 I don't know.
- 22 How do you say gato in English?
- 1 Can you help me, please?
- 16 What page is it?





d 1.34 Listen and check.

e Cover the sentences and questions and look at the pictures. Say the sentences and questions.

ACTIVATION Try to use the You say language in your next English lesson.

p.10



Days and numbers

VOCABULARY BANK

1 DAYS OF THE WEEK

a Complete the days of the week with the letters.

W Fr S Th T M S

M onday /ˈmʌndeɪ/ ✓ FR iday /ˈfraɪdeɪ/
~~X~~ Tuesday /ˈtuzdeɪ/ ✓ Saturday /ˈsætədeɪ/
 ✓ Wednesday /ˈwenzdeɪ/ ✓ Sunday /ˈsʌndeɪ/
 ✓ THursday /ˈθɜːzdeɪ/

b 1.11 Listen and check.

c 1.12 Listen and repeat the bold phrases.

the **weekend** (= Saturday and Sunday)

a **weekday** (= Monday-Friday)

What day is it **today**? It's **Friday**.

Have a good **weekend**. You too.

See you **later**. See you **tomorrow**. See you on **Monday**.

ACTIVATION Cover the days. Say them in order.

Capital letters

Days of the week begin with a capital letter.
 Tuesday **NOT** tuesday

2 NUMBERS 0-20

a Match the words and numbers.

twelve twenty eleven three eighteen
 five fifteen seven

0 <u>zero</u> /ˈzɪroʊ/	11 <u>ELEVEN</u> /ˈlevn/
1 one /wʌn/	12 <u>TWELVE</u> /ˈtwelv/
2 two /tu/	13 <u>thirteen</u> /ˈθɜːtɪn/
3 <u>three</u> /θri/	14 <u>fourteen</u> /ˈfɔːrtɪn/
4 four /fɔː/	15 <u>FIFTEEN</u> /ˈfɪftɪn/
5 <u>FIVE</u> /faɪv/	16 <u>sixteen</u> /ˈsɪksˈtiːn/
6 six /sɪks/	17 <u>seventeen</u> /ˈsevnˈtiːn/
7 <u>SEVE</u> /ˈsevn/	18 <u>EIGHTEEN</u> /ˈeɪtɪn/
8 eight /eɪt/	19 <u>nineteen</u> /ˈnaɪntiːn/
9 nine /naɪn/	20 <u>TWENTY</u> /ˈtwenti/
10 ten /ten/	

b 1.13 Listen and check.

ACTIVATION Cover the words. Say the numbers.

Phone numbers

794-1938 = seven nine four, one nine three eight
 44 = four four **OR** double four
 0 = zero **OR** oh /oʊ/

3 NUMBERS 21-100

a Write the numbers.

21 _____	<u>twenty-one</u> /ˈtwentiˈwʌn/
_____	<u>thirty</u> /ˈθɜːti/
_____	<u>thirty-five</u> /ˈθɜːtiˈfaɪv/
_____	<u>forty</u> /ˈfɔːti/
_____	<u>forty-three</u> /ˈfɔːtiˈθri/
_____	<u>fifty</u> /ˈfɪfti/
_____	<u>fifty-nine</u> /ˈfɪftiˈnaɪn/
_____	<u>sixty</u> /ˈsɪksti/
_____	<u>sixty-seven</u> /ˈsɪkstiˈsevn/
_____	<u>seventy</u> /ˈsevnˈti/
_____	<u>seventy-two</u> /ˈsevnˈtiːtu/
_____	<u>eighty</u> /ˈeɪti/
_____	<u>eighty-eight</u> /ˈeɪtiˈeɪt/
_____	<u>ninety</u> /ˈnaɪnti/
_____	<u>ninety-four</u> /ˈnaɪntiˈfɔː/
_____	a <u>hundred</u> /ˈhʌndrəd/

b 1.27 Listen and check.

Pronunciation

13 and 30, 14 and 40, etc., are similar, but the stress is different, e.g., thirteen, thirty, fourteen, forty, etc.

ACTIVATION Cover the words. Say the numbers.

p.9

4 HIGH NUMBERS

a Write the missing numbers or words.

105 _____	a / one hundred and five
_____	two hundred
350 _____	three hundred and _____
875 _____	eight hundred _____ seventy-five
1,000 _____	a / one <u>thousand</u> /ˈθaʊz(ə)nd/
_____	one thousand five hundred
2,012 _____	two thousand and _____
5,420 _____	five thousand four _____ and twenty
_____	twenty-five thousand
100,000 _____	a / one hundred _____
1,000,000 _____	a / one <u>million</u> /ˈmɪljən/
2,300,000 _____	two million _____ hundred thousand

b 1.14 Listen and check.

ACTIVATION Cover the words. Say the numbers.

p.74

p.7